

RECLAIM CSU!

ANOTHER CSU IS POSSIBLE!



www.csusqe.org

RECLAIM THE PEOPLE'S UNIVERSITY!



CHRISTOPHER CARDINALE

**A Disorientation Guide for the
California State University System**

CSU: “The People’s University”

As one of the largest public university systems in the world, with over 437,000 students, the CSU’s historic mission has been to be “the people’s university,” by offering an affordable, accessible, quality education to all those who qualify.

Under the California Master Plan for Higher Education, California students were promised:

Accessibility

Any Californian who qualified could enroll in CSU & UC. And if they didn’t meet the requirements needed, they could still go to a community college and then transfer to a CSU or UC.

Affordability

Higher Education is a right! The Master Plan committed UC, CSU & the Community Colleges to a **tuition-free education** for California students—with students having to pay only for materials & service fees (like lab fees, etc.). Only in the last few decades have fees been treated as tuition.

Student Fees in 1965 when CSU was first created: \$105 for the year.

Source: <http://www.cpec.ca.gov/FiscalData/FeesTable.ASP?Dollars=Actual>

Quality Education

Higher education would be well-funded to ensure that students received a high quality education.

About Students for Quality Education



Students for Quality Education (SQE) were founded by students in the California State University (CSU) system in 2007 to contribute to the student movement for educational rights in public higher education.

SQE’s Core Principles

- SQE is committed to the CA Master Plan for Higher Education’s principles of an affordable, accessible, quality education for the CSU system.
- SQE works towards securing a fully-funded CSU that would eliminate the need for student fees.
- SQE is committed to nonviolent political and grassroots organizing.
- SQE recognizes that faculty working conditions are student learning conditions; therefore, we will maintain solidarity with faculty.
- SQE believes the CSU should be governed by its students, faculty and staff.

...can you dig it?

The Power of Student Organizing: A Timeline of CSU Student Victories



1968: A 5-month strike led by BSU & Third World Liberation Front students at SF State results in the creation of the first College of Ethnic Studies in the US.

Spring 2004: Mass student protests prevent the elimination of EOP and restores \$40 million to CSU.

Spring 2008: An alliance of students, staff, faculty and administrators held rallies, teach-ins and protests that result in restoring \$97.6 million to the CSU.

2009-2010: Historic walkouts, occupations & protests (incl. the March 4th National Day of Action to Defend Public Education) throughout UC & CSU result in an additional \$365.6 million in funding for CSU.

Nov 2012: Students' help pass Proposition 30, which prevents a \$250 million budget cut to CSU, & results in a refund of a 9% student fee increase.

Nov 2012: Students defeat Chancellor Reed's proposal to create more student fees by lobbying CSU Trustees, surveying students, speaking to the media and holding demonstrations.

Dec 2012: Chancellor Reed resigns, following years of student protests and demands for his resignation.

Summer 2013: Governor's proposal to cap the amount of units a student can accumulate is removed after intense student lobbying.

Summer 2013: Middle Class Scholarship legislation passes, which will slash CSU & UC tuition by 40% for families that make under \$100,000.

Summer 2013: CSU receives \$125 million in funding with promises of additional funding & no fee increases for the coming years.



The Problem CSU Faces

There are two main struggles we face in our efforts to ensure that the CSU, the "People's University", is able to provide an affordable, accessible, quality education:

Externally: CSU's budget is at the mercy of budget cuts from the Governor & State Legislature due to a lack of available state funding. Despite additional funding created from the passage of Proposition 30, the CSU has yet to fully recover from a decade of billions of dollars in cuts, and student fees still remain too high for too many students.

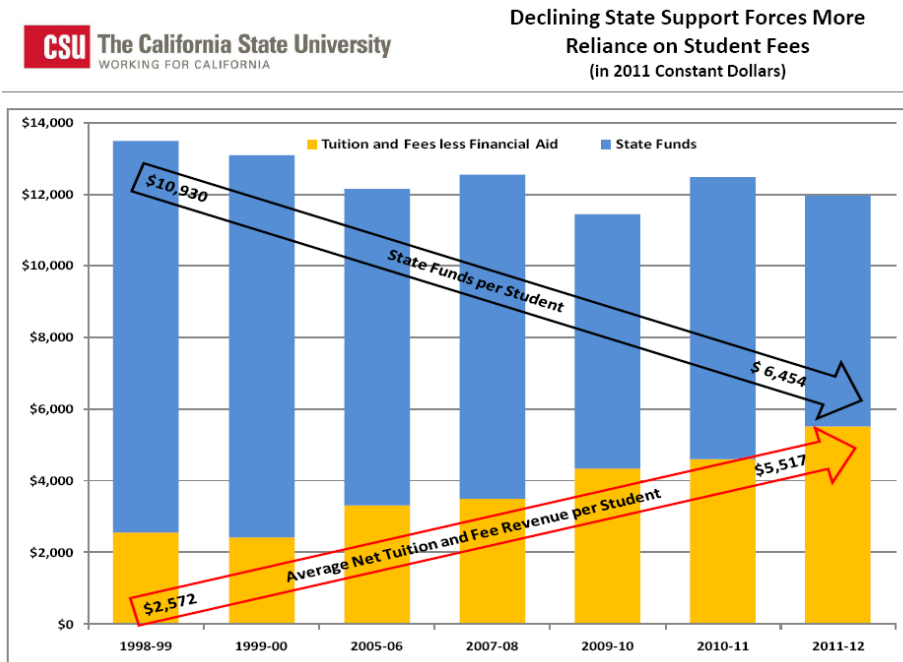
Internally: the CSU Administration & Board of Trustees have been using budget cuts as a reason to radically restructure CSU into a more corporate, privatized university system, with highly paid executives, low paid faculty, and a lower quality education offered at a higher price for students.

The Economic Impact of the CSU

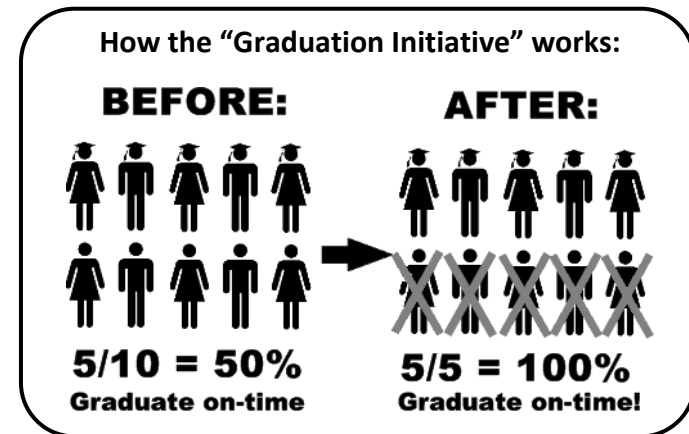
For each \$1 invested by the state, the CSU generates \$5.43 for California's economy annually. When enhanced earnings by graduates are taken into account, the annual return rises to more than \$23 for each \$1 invested.

Source: Impact of the California State University System, May 2010

CSU's Budget Cuts Since 2003



Despite CSU's impact on the state economy, since 2003, **funding for CSU has had cuts totaling in the billions, with over 25% of state funding for CSU having been cut.** To offset these budget cuts, the CSU Board of Trustees has voted nearly every year to raise student fees.



Replacing Face-to-Face Classes with Low Quality Online Classes

CSU is interested in trying to "spend little to teach many" through its various efforts to replace traditional face-to-face classes with massive online classes and/or online classes offered by for-profit companies, claiming this will help increase access and improve graduation rates.

- Fall 2009: CSU Bakersfield's Failed Massive Online Experiment**
 To cut costs, all face-to-face remedial math classes were replaced with a single 700 student online class with one professor. Only 40% passed, compared to a 75% success rate the prior year through a traditional face-to-face class.
- Spring 2013: San Jose State's Failed For-Profit Online Experiment**
 SJSU partnered with a for-profit company, Udacity, to offer 3 online courses to students. The results?

Udacity Online Class	Udacity Pass Rate	Non-Udacity Class Pass Rate
Remedial Math	29%	80%
College Algebra	44%	74%
Statistics	51%	74%

CSU needs to offer more of the high quality classes that students need, not replace them with massive online classes that don't work, or outsource our education to for-profit companies!

The For-Profitization of CSU



For-profit colleges are characterized by huge salaries for its executives, lower pay for faculty, and higher costs for students. Sound familiar? Here are some of the policies CSU has been pursuing:

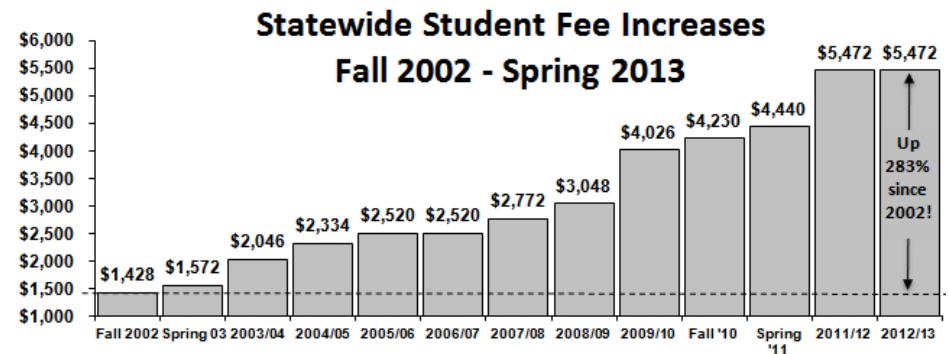
Extended Education: Summer/winter classes have been converted into “self-support” classes, where students can be charged more than normal tuition. CSU’s Self-Support division ended the 2009/10 year with a reserve (aka Profit) of more than \$77 million as a result. Increasingly, CSU has been moving more high demand courses into extended education, to increase profits/revenue.

The Graduation Initiative: Instead of offering MORE CLASSES, CSU wants to “improve” graduation rates by dis-enrolling students who take too long to graduate, or at least charge them more for it, through the “Graduation Initiative”.

Ideas for dis-enrolling or forcing early graduation include:

- Cut off financial aid after students acquire too many units.
- Freshmen & transfers must declare and can’t change majors.
- Dis-enroll students who are on academic probation for too long.
- Replace regular courses with more expensive online learning & summer courses.

When the Budget’s Cut--the Students Bleed!



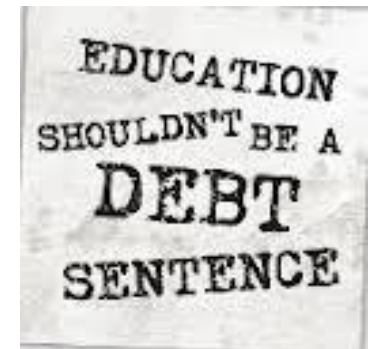
For the past decade, fees have gone up almost every year and have risen by 283% since 2002. Only the recent passage of Proposition 30 has resulted in the refund of a 9% fee increase for the 2012/13 year and the possibility of no further increases, but there still remains work to be done to roll back fees to what they were before in 2002.

Student Debt: You Are Not A Loan

When fees go up, students take on more debt. **CSU students now graduate with an average of \$16,648 in debt**, due to the increasing cost of student fees.

National Statistics on Student Debt:

- 38.8 million have student debt
- 6.2 million risk defaulting on loans
- 2.4 million under the age of 30 have been unable to make payments
- 41% of the class of 2008 are in default or delinquent on their loans.
- **Total Student Debt in US: \$1 trillion**



Paying More for Less Classes

Over 4,400 course sections have been cut over the last 4 years.

Campus	Course Sections Offered in 2008-09	Course Sections Offered in 2012-13	4-Year Change	Percent Change
Bakersfield	3,159	2,928	-231	-7.3%
Channel Islands	1,444	1,776	332	23.0%
Chico	6,361	5,671	-690	-10.8%
Dominguez Hills	3,360	3,550	190	5.7%
East Bay	5,695	5,147	-548	-9.6%
Fresno	7,325	6,811	-514	-7.0%
Fullerton	8,790	9,177	387	4.4%
Humboldt	3,418	3,319	-99	-2.9%
Long Beach	10,712	10,298	-414	-3.9%
Los Angeles	8,125	7,781	-344	-4.2%
Maritime	742	751	9	1.2%
Monterey Bay	1,644	1,882	238	14.5%
Northridge	9,470	9,605	135	1.4%
Pomona	8,255	8,495	240	2.9%
Sacramento	7,716	7,112	-604	-7.8%
San Bernardino	5,987	5,710	-277	-4.6%
San Diego	8,908	7,476	-1,433	-16.1%
San Francisco	7,458	7,754	296	4.0%
San Jose	9,343	8,716	-627	-6.7%
San Luis Obispo	9,839	9,410	-429	-4.4%
San Marcos	2,232	2,554	322	14.4%
Sonoma	3,018	2,765	-253	-8.4%
Stanislaus	2,719	2,552	-167	-6.1%
Total	135,720	131,241	-4,479	-3.3%

Since 1998, the CSU Administration has Grown Faster than Students & Faculty.

From 1998 to 2012:

- Faculty: grew 19.2%
- Students: grew 24.6%
- Managers & Administrators: grew 30.5%

We Are In This Together: Faculty Working Conditions ARE Student Learning Conditions!

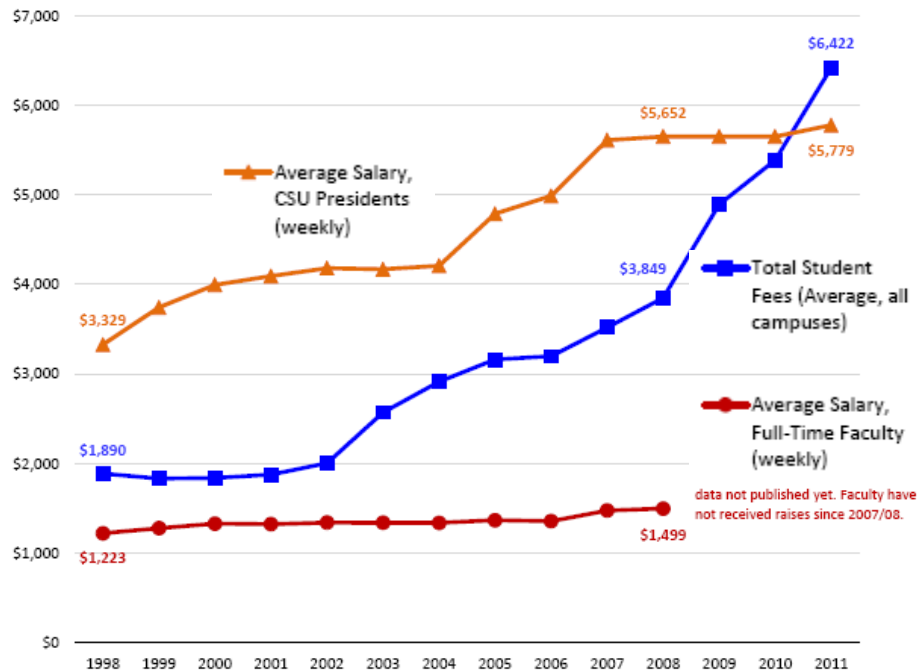
- 1) **WHEN THEY CUT CLASSES:** Students don't graduate AND faculty don't work!
- 2) **WHEN THEY INCREASE CLASS SIZES:** Students are undereducated AND faculty are overworked!
- 3) **FEWER FACULTY MEAN:** Less classes for students, overcrowded classes for the rest, and the remaining overworked faculty pick up the burden!
- 4) **OVERWORKED & UNDERPAID FACULTY MEAN:** many may leave CSU, threatening the reputation of the CSU and the value of your degree. Do we want to retain great professors, or not?



When we invest in faculty, we are investing in the only people who directly provide the education that the university offers.

Are Your Fees Paying for Faculty & Instruction—or Administration?

CSU Student Fees vs. Salary for CSU Executives and Faculty: 1998-2011



- From 1998 to 2011, top CSU Executive salaries rose 71%, while faculty salaries only rose by 27%.
- According to the CSU Chancellor's financial audit, **only 35% of the university's operating expenses went to "directly support the primary mission of the university, which is instruction"** in 2009/10—down 3% from 2008/09.
- During 2008-10, CSU spent \$6 million on raises for 550 managers, while rejecting third-party recommendations to spend the same amount on raises for almost 2,900 faculty.

Sources: <http://www.calfac.org/resource/whats-stake>



"A Working Class Student is Something to Be"

CSU Student Profile

CSU students are not necessarily the traditional 18- to 22-year-olds. The most recent survey found that:

- The average undergraduate age is 24.
- Only 8 percent live on campus.
- Approximately 61 percent are dependent on parents.
- About 12 percent are married.
- Nearly one-quarter have dependents.
- Three out of four have jobs, almost 18 percent work more than 30 hours per week.
- Nearly 35 percent of the students are in the first generation in their family to attend college.

Source: <http://calstate.edu/pa/2009facts/students.shtml>

The Chancellor & The CSU Board of Trustees

The Chancellor is the top CSU administrator of the CSU system, directs the campus presidents, and makes systemwide policy recommendations to the CSU Board of Trustees.

The CSU is run by a Board of Trustees who are appointed by the Governor, with confirmation by the state legislature. They are not elected, like a school board member or a trustee of a community college. No Trustee, with the exception of the Chancellor and the Faculty Trustee, receives any salary for his or her service.



Timothy P. White
CSU Chancellor

Many (but not all), are CEO's, wealthy lawyers, and others who represent the corporate interests of the wealthiest 1%, and there is only one student vote on the Board, even though student fees now fund almost half of CSU's budget.

The Board of Trustees make all of the really big decisions for CSU:

1. They vote on raising student fees
2. They have the ability to hire/fire the Chancellor
3. They vote on giving raises to the Chancellor & CSU Presidents
4. They can approve system-wide policies such as Cal State

Online, Mandatory Early Start, the Graduation Initiative, etc.



2013/14 CSU Executive Compensation Summary (cont.)

Chancellor's Office Executives		Salary	Housing	Auto Allowance
Chancellor	Timothy P. White	\$410,000*	provided	\$12,000
Exec V.C. & Chief Academic Officer	Ephraim P. Smith	\$285,000		\$12,000
Exec V.C. & Chief Financial Officer	Benjamin F. Quillian	\$310,000		\$12,000
V.C. H.R.	Gail Brooks	\$255,200		\$12,000
V.C. Univ. Relations & Advancement	Garrett P. Ashley	\$240,000		\$12,000
General Counsel	Christine Helwick	\$270,000		\$12,000

*Salary includes supplement from foundation sources:

- CSUN President - \$29,500
- CSUSB President - \$29,000
- SDSU President - \$50,000
- SFSU President - \$26,251
- SJSU President - \$25,000
- SLO President - \$30,000
- Chancellor - \$30,000

^All Campus presidents and executives receive either the \$1000/month allowance or a university vehicle. Individual choices are not identified.

Source: www.calstate.edu/exec_comp/

Last updated: 8/14/13

2013/14 CSU Executive Compensation Summary

<u>Campus</u>	<u>President</u>	<u>Salary</u>	<u>Housing</u>	<u>Auto Allowance</u>
Bakersfield	Horace Mitchell	\$285,000	\$50,000	\$12,000
Channel Islands	Richard R. Rush	\$275,000	\$60,000	\$12,000
Chico	Paul J. Zingg	\$279,500	\$50,000	\$12,000
Dominguez Hills	Willie J. Hagan	\$295,000	Provided	\$12,000
East Bay	Leroy M. Morishita	\$303, 660	\$60,000	\$12,000
Fresno	Joseph I. Castro	\$299,000	Provided	\$12,000
Fullerton	Mildred Garcia	\$324,500	Provided	\$12,000
Humboldt	Rollin C. Richmond	\$297,870	\$50,000	\$12,000
Long Beach	Donald J. Para (Interim)	\$320,329	Provided	\$12,000
Los Angeles	James M. Rosser	\$325,000	\$60,000	\$12,000
Maritime Academy	Thomas A. Cropper	\$250,000	Provided	\$12,000
Monterey Bay	Eduardo M. Ochoa	\$ 270,315	Provided	\$12,000
Northridge	Dianne F. Harrison	\$324,500*	Provided	\$12,000
Pomona	Michael Ortiz	\$292,000	Provided	\$12,000
Sacramento	Alexander Gonzalez	\$295,000	\$60,000	\$12,000
San Bernardino	Tomas D. Morales	\$319,000 *	\$60,000	\$12,000
San Diego	Elliot Hirshman	\$400,000*	Provided	\$12,000
San Francisco	Leslie E. Wong	\$325,000*	\$60,000	\$12,000
San José	Mohammad H. Qayoumi	\$353,200*	Provided	\$12,000
San Luis Obispo	Jeffrey Armstrong	\$380,000*	Provided	\$12,000
San Marcos	Karen S. Haynes	\$270,568	\$60,000	\$12,000
Sonoma	Ruben Armñana	\$291,179	\$60,000	\$12,000
Stanislaus	Joseph F. Sheley	\$270,000	\$50,000	\$12,000

How CSU Trustees Are Selected

Under present law there are 25 Trustees (24 voting and one non-voting):

Appointed Trustees (16):

- Appointed by the Governor, confirmed by the State Senate.
- Serves for 8-year terms.
- Openings are staggered, so the current Governor does not end up appointing all the current Trustees.

Student Trustees (2) :

- Appointed by Governor from nominees proposed by the California State Student Association.
- These Student Trustees serve staggered two-year terms: their first year they have no voting power, their second year they do. So there are always two student trustees, one able to vote, the other is unable to until their second year.

Alumni Trustee:

- Appointed by CSU Statewide Alumni Council.
- Serves for 2 years.

Faculty Trustee:

- Appointed by Governor from nominees proposed by the Statewide Academic Senate.
- Serves for 2 years.

Ex-Officio Members (5):

Are members while in office.

- Governor
- Lieutenant Governor
- Speaker of the Assembly
- State Superintendent of Public Instruction
- The CSU Chancellor (non-voting member)

Trustee Appointment Ending Dates

<u>Trustee</u>	<u>Year Term Ends</u>
Bob Linscheid*	Not listed
Cipriano Vargas (student)	2014
Debra Farar*	2014
Lou Monville*	2014
Talar Alexanian (student)	2015
Roberta Achtenberg	2015
Peter Mehas*	2015
Margaret Fortune	2016
Henry Mendoza*	2016
William Hauck*	2017
Douglas Faigin	2017
Rebecca D. Eisen*	2018
Steven M. Glazer*	2019
J. Lawrence Norton*	2019
Lupe Garcia	2020
Hugo Morales	2020

* Indicates they are a CSU Alum

**Full bios can be viewed here: calstate.edu/bot/trustees.shtml

History of CSU Student Trustee Votes on Fee Increases

<u>Student Trustee</u>	<u>How They Voted on a Proposed Fee Increase</u>
Erene Thomas 2002-03	Voted against 10% fee increase for spring 2003.
Alex Lopez 2003-04	Voted against 30% fee increase for 2003/04 Voted against 14% fee increase for 2004/05
Eric Guerra 2004-05	Voted against 8% fee increase for 2005/06
Corey Jackson 2005-06	Voted against 8% fee increase for 2006/07
Andrew LaFlamme 2006-07	Voted FOR 10% student fee increase for 2007/08
Jennifer Reimer 2007-08	Voted against 10% fee increase for 2008/09.
Curtis Grima 2008-09	Voted against 10% fee increase for 2009/10
Russel Statham 2009-10	Voted FOR additional 20% fee increase for 2009/10 Voted against 5% fee increase for fall 2010.
Nichole Anderson 2010-11	Voted against 5% mid-year fee increase for spring 2011.
Steven Dixon 2011-2012	Voted against 12% fee for 2011/12. ABSENT during vote for 9% fee increase for 2012/13.